

## MyKnee Surgical Planning Report

<b>CASE CODE</b>	A_GIL_RTK_NH_21011951
<b>SURGEON</b>	Naeder Helmy
<b>SURGERY DATE</b>	06 Jul 2010
<b>SURGICAL APPROACH</b>	Medial

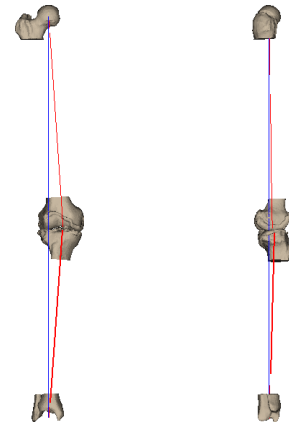
### PREOPERATIVE DATA [°]

HKA	188.0
Femur Valgus (from bone)	8.0
Tibia Varus (from bone)	0.0
Tibia Posterior Slope	12.0
Epic Axis vs Post Cond	7.5

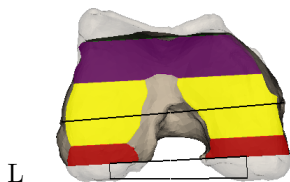
### RIGHT TOTAL KNEE

DEFAULT	CHANGED
Femoral Implant Size	4
Tibial Implant Size	4

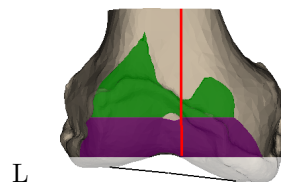
### LONG AXIS VIEW



### FEMUR

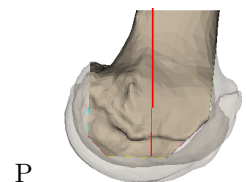


M



L

M



P

A

### DEFAULT CHANGED

#### FEMORAL RESECTIONS [mm]

Lateral Posterior Cut	6.0
Medial Posterior Cut	8.5
Lateral Distal Cut	4.0
Medial Distal Cut	10.0

#### FEMORAL ANGLES [°]

Varus	0.0
Flexum	2.0

#### ROTATION[°]

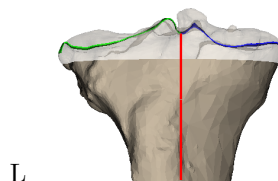
External Rotation vs. post. cond.	3.0
-----------------------------------	-----



### Warning!

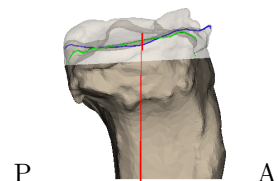
This case is based on CT data!  
All measurements are shown from bone and do not include any cartilage thickness.

### TIBIA



L

M



P

A

### DEFAULT CHANGED

#### TIBIAL RESECTIONS [mm]

Lateral Tibial Cut	8.0
Medial Tibial Cut	6.5

#### TIBIAL ANGLES [°]

Varus	0.0
Slope	3.0



### Warning!

This case is based on CT data!  
All measurements are shown from bone and do not include any cartilage thickness.